

Automobile Alternator



model : JF131

Specifications:

voltage: 14V power: 35A hang feet: vertical double strap wheel : 070

Apply car model , match of engine model

T90 series, Chang ' an, Shonghuajiang, Changhe, Ji anghuan, Jilin, Wuling, Dafa, and 462 engine etc.



model : JF158

Specifications :

voltage: 14V power: 50A hang feet: vertical double strap wheel : 062

Apply car model , match of engine model

ST90 series, Chang ' an, Shonghuajiang, Changhe, Ji anghuan, Jilin, Wuling, Dafa, and 465 engine etc.



model : JF132E、 JF152E、 JF171E

Specifications :

voltage: 14V power: 350W、 500W、 750W hang feet: vertical double strap wheel : 2095

Apply car model , match of engine model :

Bj 212、 BJ130、 492Qengine etc



model : JF132N JF152A JF172A

Specifications :

voltage: 14V power: 350W、 500W、
750W hang feet: vertical double strap
wheel : 2A100

Apply car model , match of engine
model :

Dongfeng EQ140、 EQ240



model : JF152C JF172C

Specifications:

voltage: 14V power: 500W、 750W hang
feet: incline double strap wheel :
2P85

Apply car model , match of engine
model

Jiefang CA141 gasoline car



model : JF1521 JF2521

Specifications:

voltage: 14V、 28V power: 750W hang
feet: vertical double strap wheel :
2A100

Apply car model , match of engine
model

Dongfeng EQ140-2



model : JF151

Specifications:

voltage: 14V power: 500W hang feet: left single strap wheel: A90/P90

Apply car model , match of engine model



Model : JF151A

Specifications:

voltage: 14V power: 500W hang feet: right single strap wheel: P90/A90

Apply car model , match of engine model

Xi nchang, Chengdu, Suzhou, Puji ang,



model : JF182

Specifications:

voltage: 14V Power: 65A hang feet: vertical double strap wheel: 62

Apply car model , match of engine model

Si chuan Ji nyang, Shenyang Xi nguang,



model : CS130

Specifications

voltage: 14V Power: 105A hang feet: single hang strap wheel : 70

Apply car model , match of engine model

the series of America General Motors



model : CS130

Specifications

voltage: 14V Power: 105A hang feet: single hang strap wheel: 70

Apply car model , match of engine model

the series of America General Motors



model : JFW1516 JFW1516E

Specifications

voltage: 14V Power: 500W hang feet: incline double strap wheel: 2075/A90

Apply car model , match of engine model

Bi enei 492 engine, the mainframe match of the car use for farming, reversion of the fan



model : JFW1712 JFW1912

Specifications

voltage: 14V Power: 750W、1000W hang feet: vertical double strap wheel: 2A80

Apply car model , match of engine model

Yunnei , Chengnei 4100



model : JFW171A JFW191

Specifications

voltage: 14V Power: 750W、1000W hang feet: right single strap wheel : 2A100

Apply car model , match of engine model

Yunnei , Chengnei 4100




model : JFW192

Specifications

Vol tage: 14V Power: 1000W hang feet: incline double strap wheel : : 2075

Apply car model , match of engine model





model : JFW192A

Specifications

Vol tage: 14V Power: 1000W hang feet: incline double strap wheel : 2A100

Apply car model , match of engine model

Dongfeng EQ140、EQ240





model : JFZ1523A

Specifications

voltage: 14V Power: 750W hang
feet: incline single strap wheel :
A76

Apply car model , match of engine
model

Yi qi Xi ao j i e f a n g 488 engine



model : JFZ1913

Specifications

voltage: 14V Power : 90A hang
feet: incline single strap wheel :
065

Apply car model , match of engine
model

Santana, Ji eda, Audi , l i t t l e H o n g q i



model : JFZ168

Specifications

voltage: 14V Power: 70W hang
feet: vertical double strap wheel :
062

Apply car model , match of engine
model

JL46502, JL46505 engine , the star of
Chi ang ' a n a n d e t c .



model : JFZ1932

Specifications

voltage: 14V Power: 95A hang feet: incline double strap wheel: 70

Apply car model, match of engine model

Nanjing Yiweihe



Model : JFZ191B

Specifications

voltage: 14V Power: 90A hang feet: incline single strap wheel: 56

Apply car model, match of engine model

antana saloon car, the age superman of 98 new style



model : JFZ191A

Specifications

voltage: 14V Power: 90A hang feet: incline single strap wheel: A76

Apply car model, match of engine model

Yi qi CA488 microbus



model : JF272 JF2912B JF291

Specifications

voltage: 28V Power : 750W、1000W、1250W hang feet: vertical double strap wheel: 2B100

Apply car model, match of engine model

Dacai, Xi cai 6100、6113 engine



model : JF2712Z JF2912Z

Specifications

voltage: 28V Power : 750W、1000W hang feet: vertical double, incline double strap wheel: C120

Apply car model , match of engine model

Yucai 6105QC、 6105QA Hudong, Li ufa 6105



model : JF2711Z

Specifications

voltage: 28V Power : 750W hang feet: left single, right single strap wheel: 2B115

Apply car model , match of engine model

Zhaoyang, Mouping6102, Hangfa, Shanqi , Ji nei 61300, Huanghe JN151



model : JF251 JF251A

Specifications

voltage: 28V Power: 500W hang feet: left single, right single strap wheel: B90

Apply car model , match of engine model

Yangzhou, Li uzhou, Hubei 4950, NanchangX4105, Wuxi 4102,



model : JF281B

Specifications

voltage: 28V Power: 1250W hang feet: incline
double 皮 strap wheel: 2B100

Apply car model , match of engine model

Xi cai 4110, Dacai 6110 engine




model : JFZ292

Specifications

voltage: 28V Power: 45A hang feet: vertical
double strap wheel: 2B100

Apply car model , match of engine model

Dacai , Xi cai 6110 engine



model : JFW27 JFW28

Specifications

voltage: 28V Power: 750W、1000W hang feet: incline
double , vertical double strap wheel: 2A100

Apply car model , match of engine model

Yucai 6105 engine




model : JFW27 JFW28

Specifications

voltage: 28V Power: 750W、1000W hang feet:
vertical double strap wheel: 2A90

Apply car model , match of engine model

Nanchong, Chaocai 6102 engine



model : JFW2712 JFW2912

strap wheel: 2A100



model : JFW271 JFW292

Specifications

vol tage: 28V Power: 750W、
1000W hang feet: left single strap
wheel: 2B115/C120

Apply car model , match of engine
model

Zhaoyang 6102, Li ufa 6105QB



model : JFW271A JFW291A

Specifications

vol tage: 28V Power: 750W、
1000W hang feet: right
single strap wheel : 2A100、 2B115、
C120、 B90

Apply car model , match of engine
model



model : JFW(Z)28D

Specifications

vol tage: 28V Power: 1000W hang



model : JFW(Z)28D

Specifications

voltage: 28V Power: 1000W hang
feet: vertical double strap wheel :
C100

Apply car model , match of engine
model

Xi cai 4110



model : JFZ292A

Specifications

voltage: 28V Power: 1200W hang
feet: vertical double strap
wheel : 2B100

Apply car model , match of engine
model

xi njianghuai car



model : JFZ293C

Specifications

voltage: 28V Power: 2000W hang
feet: incline double strap
wheel : 2A82

Apply car model , match of engine
model

Xi amen Daewoo, Zhongbache



model : JFWZ2913(A3913790)

Specifications

voltage: 28V Power: 1250W hang

Apply car model , match of engine

EQ1141G(EQ153) CUMMINS

EQ1141G(EQ153) CUMMINS



model : JFWZ2912(3701B13-010)

Specifications

voltage: 28V Power: 1250W hang feet: vertical double strap wheel: 2A100

Apply car model, match of engine model

EQ1118G(EQ145) CUMMINS



model : JFWZ2911 (37B19-01010)

Specifications

voltage: 28V Power: 1100W hang feet: vertical double strap wheel: C100

Apply car model, match of engine model

Yucai 6108

specification : JFZB172 JFZB192



Power: 14V Power(w): 55A 75A

hang foot: Slanting double/Straight double

Belt pulley wheel: B80

applicable vehicle type and corollary

specification : JFW27A JFW28A





specification : JFW27A JFW28A

Voltage:28V Power(w):750W 1000w hang
foot:slanting double Belt pulley wheel:B80

applicable vehicle type and corollay machine type:
Liushou Engine 4105



specification : JFWB27 JFWB28

Voltage:28V Power(w)750W 1000W hang
foot:Strait double Belt pulley wheel:B90

applicable vehicle type and corollay machine type:
Yangzhou Diesel Engine 495 4102



specification : JFWZ293B

Voltage:28V Power(w):2000W hang foot:Strait
double

Belt pulley wheel :2A100

applicable vehicle type and corollay machine type:
Cummins Engine EQ153



specification : JFZ1812 JFZ1912

Voltage:14V Power(w):80A 90A hang foot:slanting

applicable vehicle type and corollay machine type:
Zx citroen ,citroen988



specification : JFZ2503



Voltage:28V Power(w)36A 55A hang foot:slanting single

Belt pulley wheel :Z60

applicable vehicle type and corollay machine type:

6114diesel (shanghai diesel engine)



specification : JFZ2503C JFZ2503A



Voltage:28V Power(w):55A

hang foot:slanting single

Belt pulley wheel:A80 2A86

applicable vehicle type and corollay machine type

6112diesel(yulian Deiesel Engine) 6110diesel(Tianjin

Pokinse)



specification:JFZ2518A JFZ2918A



Voltage:28V Power(w):750W 1000W

hang foot:double hang

Belt pulley wheel:2O70

applicable vehicle type and corollay machine type

stell



specification:JFZ2917





Voltage:28V Power(w):1500W

hang foot:double hang

Belt pulley wheel:2O70

applicable vehicle type and corollay machine type

WD615 series of stell Hangzhou Engine





specification:JFZ2917

Voltage:28V Power(w):1500W

hang foot:double hang

Belt pulley wheel:2O70

applicable vehicle type and corollay machine type

WD615 series of stell Hangzhou Engine



specification : JFZB292 JFZB292A

Voltage:28V Power(w):35A 45A

hang foot:Slanting double/straight double

Belt pulley wheel:B80

applicable vehicle type and corollay machine type

ISUZU JAPAN



specification : JFZW JFZB293D

Voltage:28V Power(w):70A 90A

hang foot:straight double

Belt pulley wheel:2A82

applicable vehicle type and corollay machine type

cummins engine



Weizhou International Co., Ltd

P. O. Box 1394 Kaohsiung City, Taiwan ROC

Tel : 886-7-7169249

Fax : 886-7-7169250

e-Mail : weizhou@cm1.hinet.net

e-Mail : shiu@ksts.seed.net.tw